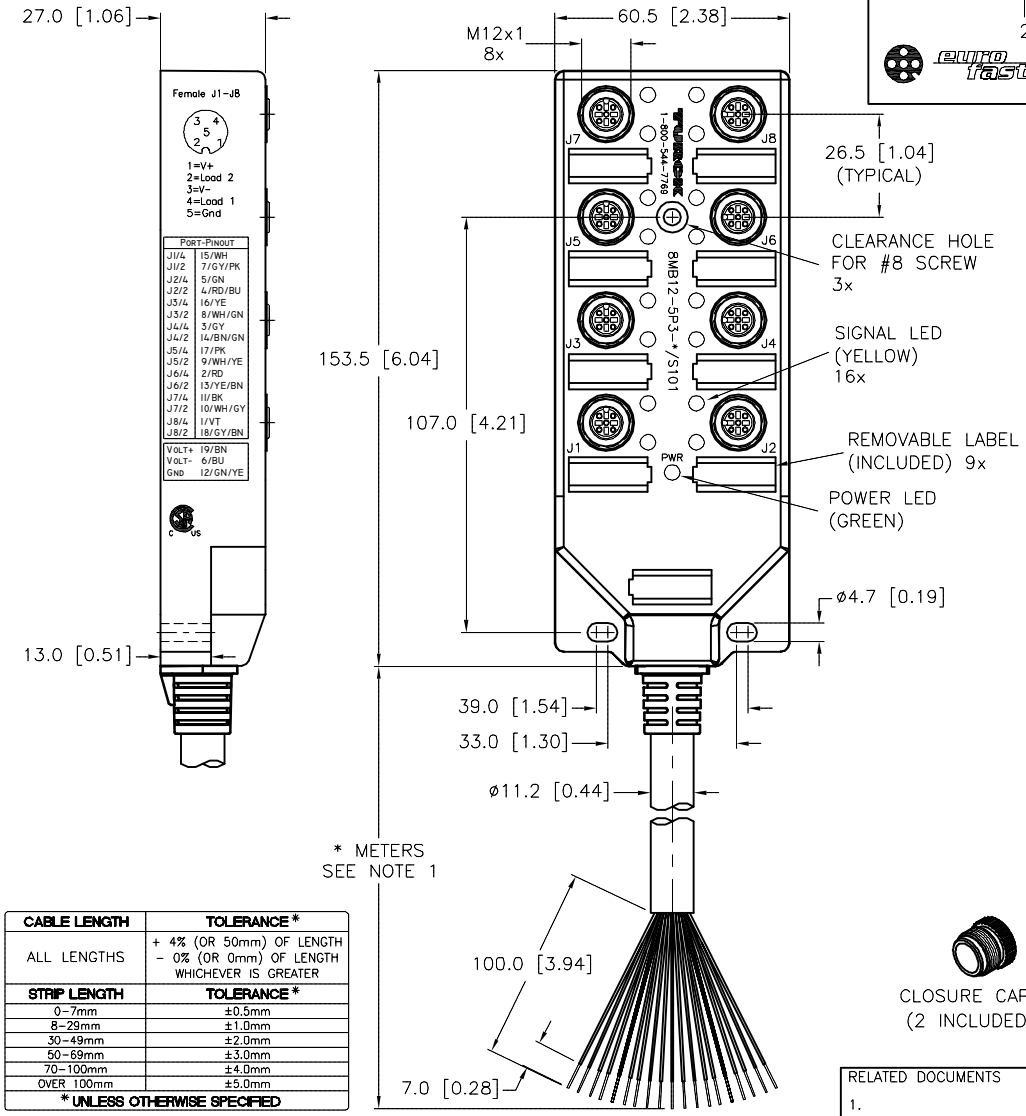

FEMALE END VIEW (J1–J8)

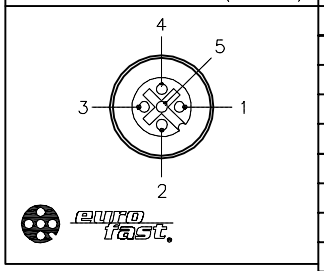

SPECIFICATIONS

CABLE DATA	
NUMBER OF CONDUCTORS [AWG]	3x18 AWG/18x22 AWG
OUTTER JACKET MATERIAL/COLOR	TPE/BLACK
CONDUCTOR INSULATION MATERIAL	POLYESTER ELASTOMER
MATERIAL	
HOUSING MATERIAL/COLOR	NYLON/BLACK
RECEPTACLE MATERIAL/PLATING	BRASS/NICKEL
CONTACT CARRIER MATERIAL	NYLON
CONTACT MATERIAL/PLATING	BRASS/GOLD
SEALING RING	FKM/FPM
ELECTRICAL DATA	
OPERATING VOLTAGE	10–48 VDC
OPERATING CURRENT	4.0 AMPS PER PORT, 9.0 AMPS TOTAL
LED CURRENT	12mA MAX AT 48VDC SUPPLY VOLTAGE(PER LED)
MECHANICAL DATA	
PROTECTION CLASS to DIN 40050	IP 67 – ONLY WHEN ALL RECEPTACLES ARE COVERED WITH PLUGS OR CONNECTED
OPERATING TEMPERATURE	–30°C to +80°C (–25°F to +176°F)



WIRING DIAGRAM

SOURCE DRAWING - FOR REFERENCE ONLY

CLOSURE CAPS
(2 INCLUDED)

CABLE LENGTH	TOLERANCE *
ALL LENGTHS	+ 4% (OR 50mm) OF LENGTH – 0% (OR 0mm) OF LENGTH WHICHEVER IS GREATER
STRIP LENGTH	**TOLERANCE ***
0–7mm	±0.5mm
8–29mm	±1.0mm
30–49mm	±2.0mm
50–69mm	±3.0mm
70–100mm	±4.0mm
OVER 100mm	±5.0mm
* UNLESS OTHERWISE SPECIFIED	

NOTES:

1. "*" INDICATES CABLE LENGTH IN METERS. CONTACT TURCK TO ORDER SPECIFIC LENGTHS.

2. "/S101" INDICATES FLEXLIFE–20 AND CTRACK CABLE.

3. UNUSED CONDUCTORS TRIMMED BACK TO CABLE JACKET ON BOTH ENDS.

REV	DESCRIPTION	BY	DATE	ECO NO.
I	UPDATED SEALING RING MATERIAL PER ECO	TV	08/11/16	56141

RELATED DOCUMENTS
1.
2.
3.
4.

3RD ANGLE PROJECTION

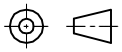

THIS DRAWING IS CONFIDENTIAL AND THE PROPERTY OF TURCK INC. USE OF THIS DOCUMENT WITHOUT WRITTEN PERMISSION IS PROHIBITED.

TURCK

3000 CAMPUS DRIVE
MINNEAPOLIS, MN 55441
1–800–544–7769
(763) 553–7300
(763) 553–0708 fax
www.turck.us

MATERIAL: SEE SPECIFICATIONS

FINISH: SEE SPECIFICATIONS

ALL DIMENSIONS DISPLAYED ON THIS DRAWING ARE FOR REFERENCE ONLY

CONTACT TURCK FOR MORE INFORMATION

DRFT: JBJ | DATE: 09/25/03
APVD: | SCALE: 1=2

UNIT OF MEASUREMENT
MILLIMETER [INCH]
DO NOT SCALE THIS DRAWING

DESCRIPTION: 8MB12–5P3–*/S101

IDENTIFICATION NO.:

REV: I

FILE: 777002575 | SHEET 1 OF 1

Approved 08/16/2016, work order #112171 by R.W